

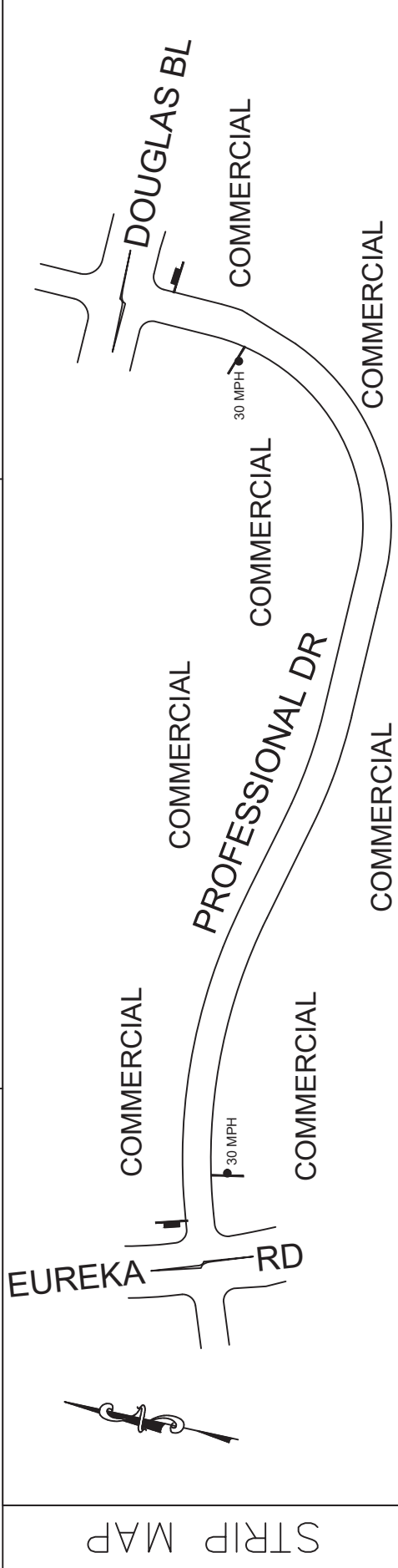


PUBLIC WORKS DEPT.

TRAFFIC ENGINEERING AND SPEED MAP
SPEED ZONE SURVEY

ROAD NAME:

PROFESSIONAL DR
EUREKA RD TO DOUGLAS BL



ROADWAY WIDTH	36'
NO. OF LANES	2
AADT	1672
DIVIDER TYPE	PAINTED
CRITICAL SPEED (85th %)	34.6 MPH
PACE SPEED	25-34 MPH
3-YEAR ACCIDENT HISTORY	0
EXISTING SPEED LIMIT	30 MPH
RECOM. SPEED LIMIT	30 MPH
SEGMENT LENGTH	0.42 MI

STOP SIGNS SPEED LIMIT SIGN TRAFFIC SIGNAL

ROADSIDE COND.	TRAFFIC SIGNAL
SCHOOL <input type="checkbox"/>	<input checked="" type="checkbox"/>
RESIDENCE <input type="checkbox"/>	
BUSINESS <input checked="" type="checkbox"/>	
PARKS <input type="checkbox"/>	
OPEN SPACE <input type="checkbox"/>	
BIKEWAY <input type="checkbox"/>	

COMMENTS:

*HOSES USED FOR SPEED SURVEY. TOTAL VOLUME EQUALS 1672.



SOME RECOVERY AREA NO RECOVERY AREA

SCHOOL ROUTE

City of Roseville Engineering and Traffic Survey Summary

Street: PROFESSIONAL DR
Limits: EUREKA RD
DOUGLAS BL

Field Observer: RY HC
Checked By: J CERVANTES
Date: 10/28/2021

Factors	Direction: EB/WB	
<u>A. Prevailing Speed Data</u>		
Location of Survey	500' East of Eureka Rd	
85th Percentile	34.6 MPH	
10 mph Pace	25-34	
Percent in Pace	61.4%	
Posted Speed Limit	30 MPH	
<u>B. Collision History</u>		
Date Range Covered	4/26/2018 to 4/26/2021	(3 YEARS)
Total Collisions	0	
Collision Rate (Acc/MVM)	0.00	
Expected Collision Rate	2.95	
<u>C. Traffic Factors</u>		
Average Daily Traffic	1672	
Length of Segment	2219	
Lane Configuration	Single Lane Each Direction	
Street Classification	Collector	
<u>D. Conditions Not Readily Apparent</u>		
Conditions	See: Roadside Conditions on Speed Zone Survey Map	
Roadway Geometrics	Vertical and Horizontal Curves	
Comments	Numerous commerical drivesways; On street parking	
<u>E. Adjacent Land Use</u>		
	Commercial	
Posted Speed Limit	30 MPH	
Speed Limit Change?	No	
Revised Speed Limit		
Approved and Authorized for release by City of Roseville Traffic Engineering Department:		
 _____		 _____ Date
		12-7-21 Date Loc.#

Direction: WB

Time	0 - 15 MPH	> 15 - 20 MPH	> 20 - 25 MPH	> 25 - 30 MPH	> 30 - 35 MPH	> 35 - 40 MPH	> 40 - 45 MPH	> 45 - 50 MPH	> 50 - 55 MPH	> 55 - 60 MPH	> 60 - 65 MPH	> 65 - 70 MPH	Total
12:00 AM	0	0	0	0	0	0	0	0	0	0	0	0	0
1:00	0	0	0	1	0	0	0	0	0	0	0	0	1
2:00	0	0	0	0	0	0	0	0	0	0	0	0	0
3:00	0	0	0	0	0	0	0	0	0	0	0	0	0
4:00	0	0	0	0	0	0	0	0	0	0	0	0	0
5:00	0	0	0	0	0	0	0	0	0	0	0	0	0
6:00	0	0	2	0	3	1	0	0	0	0	0	0	6
7:00	0	0	3	4	4	1	0	0	0	0	0	0	12
8:00	0	0	2	12	18	5	1	0	0	0	0	0	38
9:00	1	2	6	14	15	0	0	0	0	0	0	0	38
10:00	0	0	11	21	23	7	0	0	0	0	0	0	62
11:00	0	2	12	30	28	7	1	0	0	0	0	0	80
12:00 PM	1	2	16	33	38	9	1	0	0	0	0	0	100
1:00	1	0	8	24	31	11	0	0	0	0	0	0	75
2:00	1	2	9	30	29	11	2	0	0	0	0	0	84
3:00	0	4	14	28	17	8	2	0	0	0	0	0	73
4:00	0	5	13	40	35	19	2	1	0	0	0	0	115
5:00	0	0	5	44	46	24	7	0	0	0	0	0	126
6:00	0	0	2	17	24	17	4	1	0	0	0	0	65
7:00	0	0	1	2	2	0	0	0	0	0	0	0	5
8:00	0	0	0	2	3	2	0	0	0	0	0	0	7
9:00	0	0	0	0	1	0	0	0	0	0	0	0	1
10:00	0	1	0	1	0	2	0	0	0	0	0	0	4
11:00	0	1	0	1	0	0	0	0	0	0	0	0	2
Total	4	19	104	304	317	124	20	2	0	0	0	0	894
			Percentile	15th	50th	85th	95th						
			Speed	25.2	30.1	35.1	38.1						
			Mean Speed (Average)	30.2									
			10 MPH Pace Speed	25-34									
			Number in Pace	617									
			Percent in Pace	69.0%									
			Number > 45 MPH	2									
			Percent > 45 MPH	0.2%									
Grand Total	4	19	104	304	317	124	20	2	0	0	0	0	894
Stats			Percentile	15th	50th	85th	95th						
			Speed	25.2	30.1	35.1	38.1						
			Mean Speed (Average)	30.2									
			10 MPH Pace Speed	25-34									
			Number in Pace	617									
			Percent in Pace	69.0%									
			Number > 45 MPH	2									
			Percent > 45 MPH	0.2%									



Direction: EB

Time	0 - 15 MPH	> 15 - 20 MPH	> 20 - 25 MPH	> 25 - 30 MPH	> 30 - 35 MPH	> 35 - 40 MPH	> 40 - 45 MPH	> 45 - 50 MPH	> 50 - 55 MPH	> 55 - 60 MPH	> 60 - 65 MPH	> 65 - 70 MPH	Total
10/14/2021													
12:00 AM	0	0	0	0	0	0	0	0	0	0	0	0	0
1:00	0	0	0	0	0	0	0	0	0	0	0	0	0
2:00	0	0	0	0	0	0	0	0	0	0	0	0	0
3:00	0	0	0	0	0	0	0	0	0	0	0	0	0
4:00	0	0	0	0	0	0	0	0	0	0	0	0	0
5:00	0	1	1	0	1	0	0	0	0	0	0	0	3
6:00	0	0	2	6	3	2	0	0	0	0	0	0	13
7:00	1	8	38	18	35	8	4	0	0	0	0	0	112
8:00	0	6	32	34	44	17	5	1	0	0	0	0	139
9:00	0	7	20	23	17	6	2	0	0	0	0	0	75
10:00	3	6	21	11	10	4	1	0	0	0	0	0	56
11:00	2	0	15	14	9	2	0	0	0	0	0	0	42
12:00 PM	0	2	31	20	14	3	0	0	0	0	0	0	70
1:00	0	11	14	25	24	8	1	0	0	0	0	0	83
2:00	1	7	15	19	12	7	0	0	0	0	0	0	61
3:00	0	4	12	25	10	4	0	0	0	0	0	0	55
4:00	0	4	15	13	8	1	1	0	0	0	0	0	42
5:00	0	0	3	5	6	1	0	0	0	0	0	0	15
6:00	0	0	1	1	0	0	1	0	0	0	0	0	3
7:00	0	1	0	0	1	0	0	0	0	0	0	0	2
8:00	0	0	1	0	1	2	0	0	0	0	0	0	4
9:00	0	0	1	0	0	0	1	0	0	0	0	0	2
10:00	0	0	0	0	0	0	0	0	0	0	0	0	0
11:00	0	0	1	0	0	0	0	0	0	0	0	0	1
Total	7	57	223	214	195	65	16	1	0	0	0	0	778
			Percentile	15th	50th	85th	95th						
			Speed	21.5	27	33.7	37.4						
			Mean Speed (Average)	27.6									
			10 MPH Pace Speed	20-29									
			Number in Pace	434									
			Percent in Pace	55.8%									
			Number > 45 MPH	1									
			Percent > 45 MPH	0.1%									
Grand Total	7	57	223	214	195	65	16	1	0	0	0	0	778
Stats			Percentile	15th	50th	85th	95th						
			Speed	21.5	27	33.7	37.4						
			Mean Speed (Average)	27.6									
			10 MPH Pace Speed	20-29									
			Number in Pace	434									
			Percent in Pace	55.8%									
			Number > 45 MPH	1									
			Percent > 45 MPH	0.1%									

Direction: Combined

Time	0 - 15 MPH	> 15 - 20 MPH	> 20 - 25 MPH	> 25 - 30 MPH	> 30 - 35 MPH	> 35 - 40 MPH	> 40 - 45 MPH	> 45 - 50 MPH	> 50 - 55 MPH	> 55 - 60 MPH	> 60 - 65 MPH	> 65 - 70 MPH	Total
10/14/2021													
12:00 AM	0	0	0	0	0	0	0	0	0	0	0	0	0
1:00	0	0	0	1	0	0	0	0	0	0	0	0	1
2:00	0	0	0	0	0	0	0	0	0	0	0	0	0
3:00	0	0	0	0	0	0	0	0	0	0	0	0	0
4:00	0	0	0	0	0	0	0	0	0	0	0	0	0
5:00	0	1	1	0	1	0	0	0	0	0	0	0	3
6:00	0	0	4	6	6	3	0	0	0	0	0	0	19
7:00	1	8	41	22	39	9	4	0	0	0	0	0	124
8:00	0	6	34	46	62	22	6	1	0	0	0	0	177
9:00	1	9	26	37	32	6	2	0	0	0	0	0	113
10:00	3	6	32	32	33	11	1	0	0	0	0	0	118
11:00	2	2	27	44	37	9	1	0	0	0	0	0	122
12:00 PM	1	4	47	53	52	12	1	0	0	0	0	0	170
1:00	1	11	22	49	55	19	1	0	0	0	0	0	158
2:00	2	9	24	49	41	18	2	0	0	0	0	0	145
3:00	0	8	26	53	27	12	2	0	0	0	0	0	128
4:00	0	9	28	53	43	20	3	1	0	0	0	0	157
5:00	0	0	8	49	52	25	7	0	0	0	0	0	141
6:00	0	0	3	18	24	17	5	1	0	0	0	0	68
7:00	0	1	1	2	3	0	0	0	0	0	0	0	7
8:00	0	0	1	2	4	4	0	0	0	0	0	0	11
9:00	0	0	1	0	1	0	1	0	0	0	0	0	3
10:00	0	1	0	1	0	2	0	0	0	0	0	0	4
11:00	0	1	1	1	0	0	0	0	0	0	0	0	3
Total	11	76	327	518	512	189	36	3	0	0	0	0	1672
			Percentile	15th	50th	85th	95th						
			Speed	22.9	29.2	34.6	37.8						
			Mean Speed (Average)	29.0									
			10 MPH Pace Speed	25-34									
			Number in Pace	1026									
			Percent in Pace	61.4%									
			Number > 45 MPH	3									
			Percent > 45 MPH	0.2%									
Grand Total	11	76	327	518	512	189	36	3	0	0	0	0	1672
Stats			Percentile	15th	50th	85th	95th						
			Speed	22.9	29.2	34.6	37.8						
			Mean Speed (Average)	29.0									
			10 MPH Pace Speed	25-34									
			Number in Pace	1026									
			Percent in Pace	61.4%									
			Number > 45 MPH	3									
			Percent > 45 MPH	0.2%									

